


Stiffel®

2014 EDITION



MADE IN AMERICA



MUTOH

REVISIONS INDICATED BY CIRCLED LETTERS
UNLESS SPECIFIED TOLERANCES ARE
DECIMAL DIMS = 1/32"
ANGLE = 01
SURFACE FINISH = 10

MATERIAL SPECS
© 1980 THE STIFFEL COMPANY
SERVED. THIS IS THE PROPERTY OF THE COMPANY AND MAY NOT BE REPRODUCED WITHOUT PRIOR WRITTEN APPROVAL.

ITEM

A close-up photograph of a hand holding a carving tool, likely a gouge, over a piece of paper with intricate, multi-layered cutouts. The cutouts are arranged in a circular pattern, resembling a flower or a decorative lampshade. The lighting is dramatic, highlighting the texture of the paper and the sharp tip of the tool. The background is dark and out of focus, showing more of the cutouts.

The Stiffel Difference

Many factors combine to make the Stiffel Difference: integrity of design, hand craftsmanship and use of the finest materials. Made in the USA, every Stiffel lamp is an original, created by talented designers and skilled artisans. A Stiffel lamp has a rare quality that transcends the strictly utilitarian and goes beyond the merely decorative.

The purchase of a Stiffel lamp is one of the finest investments you could make for your home. Of course, there is the obvious beauty and form of the piece, but that is just the beginning.

A Stiffel lamp is that exceptional creation born of a perfect balance between inspiration, design and integrity. A Stiffel lamp is a work of art.

To truly appreciate the beauty of a Stiffel lamp, one must take in each detail and consider the hours of expert craftsmanship that created it: the design, the carving, the finish. A close study reveals the distinguishing value of a Stiffel lamp. It takes dozens of precise steps to achieve this beauty that, in the end, satisfies the tastes and aesthetics of even the most discriminating.

Stiffel®



The Stiffel Difference

Many factors combine to make the Stiffel Difference: integrity of design, hand craftsmanship and use of the finest materials. Made in the USA, every Stiffel lamp is an original, created by talented designers and skilled artisans. A Stiffel lamp has a rare quality that transcends the strictly utilitarian and goes beyond the merely decorative.

The purchase of a Stiffel lamp is one of the finest investments you could make for your home. Of course, there is the obvious beauty and form of the piece, but that is just the beginning. A Stiffel lamp is a work of art.

To truly appreciate the beauty of a Stiffel lamp, one must take in each detail and consider the hours of expert craftsmanship that created it: the design, the carving, the finish. A close study reveals the distinguishing value of a Stiffel. It takes dozens of precise steps to achieve this beauty that, in the end, satisfies the tastes and aesthetics of even the most discriminating.



DESIGN

A Stiffel lamp begins with a vision. Each Stiffel lamp evolves from an original design created by our own artists. They take their inspirations from artifacts, architecture or works of art. New designs are scrutinized to insure that they will measure up to Stiffel's standards. Many of our designs are so unique, they are protected by copyrights.



MOLD MAKING

The artist's concepts are brought to life by skilled artisans in the mold making process. First, a three-dimensional plaster model is carefully created to serve as a prototype. Every detail is captured and every nuance is faithfully re-created in the model. From this, a relief-metal mold is made—a finely-crafted reproduction which is machined by hand to insure a flawless fit and appearance. After a cast-iron mold has been produced and thoroughly inspected, it can be released for initial production.



CASTING

Hand casting begins where a specially formulated molten metal alloy is poured by hand into the mold. Compare the weight of a Stiffel casting to any other lamp. Many of our competitors add weights to the bottom of their lamps to match the substance that is cast right into a Stiffel. Extraordinary effort is taken to assure that each casting is as close to perfect as possible. Craftsmen—many with more than 20 years of experience—take special pride in their work. When the castings are removed from the mold, the finish is still dull with a rough and grainy texture. Each piece must then be polished repeatedly to achieve the unique Stiffel finish.

POLISHING

Next, the casting seams are smoothed and design details are enhanced through a process called skiving. Many lamp makers consider this step unnecessary, but it is mandatory for a lamp that bears the Stiffel name. Once machined, each part is hand-polished to a radiant shine through a minimum of three polishing operations by skilled artisans.



PLATING

Castings are then taken through a special cleaning and plating process that is uniquely Stiffel. Further cleaning and etching prepares the parts for staining—a process that has been developed and refined over half a century. Some special finishes may require as many as twenty separate immersions in special baths and rinses. Traditional designs undergo a treatment where the brass is burnished to an antique patina. First the brass is thoroughly oxidized in special solutions, then hand-buffed to remove some of the antiquing, revealing the warm, natural beauty of the brass.



FINAL ASSEMBLY

Next, castings are assembled and a specially formulated lacquer is applied to preserve and protect the finish. Designs that require it are embellished and enhanced by hand antiquing—another detail that makes that “Stiffel Difference.”



FINISHING

The castings are then hand-finished in an operation known as “highlighting.” Using a soft-cloth buffing wheel and a special buffing compound—jeweler’s rouge, in some cases—a highly skilled craftsman carefully buffs the casting surface to create a rich, warm finish that is as durable as it is distinctive. Stiffel creates a finish that is untouched in the industry.



WIRING & TESTING

Each lamp is wired using only the finest of electrical components. A felt bottom is applied to prevent scratching. For a Stiffel lamp to leave the factory, it must pass the industry’s most rigorous standard for quality.

Traditional

Pages: 9-37



Transitional

Pages: 38-45



Contemporary

Pages: 46-55



Coastal Living

Pages: 56-59



Desk Lamps

Pages: 60-63



Retro

Pages: 64-65

Shades

Pages: 66-75



Traditional





A
SWFL-N8063-N8330C-BB
Height 66"



B
FL-N8063-N8330C-BB
Height 64"



C
TL-N8330-BB
Height 31"

	SKU	Description	Finish	Height	Shade Fabric	Shade Size	Switch	Wattage
A	SWFL-N8063-N8330C-BB	Swing Arm Floor Lamp	Burnished Brass	66"	Off White Camelot	16X17X11	3 WAY	150 W MAX
B	FL-N8063-N8330C-BB	Floor Lamp	Burnished Brass	64"	Off White Camelot	17X18X12	3 WAY	150 W MAX
C	TL-N8330-BB	Table Lamp	Burnished Brass	31"	Off White Camelot	15X16X10	3 WAY	150 W MAX

Traditional



A

TL-6206-C422-SB
Height 29"



B

FL-1320-C422-SB
Height 62"

A	SKU	Description	Finish	Height	Shade Fabric	Shade Size	Switch	Wattage
	TL-6206-C422-SB	Table Lamp	Satin Brass	29"	Off White Camelot	15X16X10	3 WAY	150 W MAX
B	SKU	Description	Finish	Height	Shade Fabric	Shade Size	Switch	Wattage
	FL-1320-C422-SB	Floor Lamp	Satin Brass	62"	Off White Camelot	16X17X11	3 WAY	150 W MAX



FL-6720-6719-PW
Height 62"



TL-6362-6719-PW
Height 37"

A	SKU FL-6720-6719-PW	Description Floor Lamp	Finish Pewter	Height 62"	Shade Fabric Off White Camelot	Shade Size 20X20X11	Switch Double Pull Chain	Wattage 100 W MAX Each
B	SKU TL-6362-6719-PW	Description Table Lamp	Finish Pewter	Height 37"	Shade Fabric Off White Camelot	Shade Size 18X18X10	Switch Double Pull Chain	Wattage 100 W MAX Each

Traditional



A

TL-N6086-K9079-AN
Height 33"



B

FL-1320-K9079-AN
Height 65"



C

SWFL-1320-K9079-AN
Height 68"

A	SKU TL-N6086-K9079-AN	Description Table Lamp	Finish Antique Nickel	Height 33"	Shade Fabric Off White Silk Shantung	Shade Size 8X16X12	Switch 3 WAY	Wattage 150 W MAX
B	SKU FL-1320-K9079-AN	Description Floor Lamp	Finish Antique Nickel	Height 65"	Shade Fabric Off White Silk Shantung	Shade Size 10X20X15	Switch 3 WAY	Wattage 150 W MAX
C	SKU SWFL-1320-K9079-AN	Description Swing Arm Floor Lamp	Finish Antique Nickel	Height 68"	Shade Fabric Off White Silk Shantung	Shade Size 9X18X13	Switch 3 WAY	Wattage 150 W MAX



A

FL-6725-6717C-ATS
Height 64"



B

TL-6717-ATS
Height 35"

A	SKU FL-6725-6717C-ATS	Description Floor Lamp	Finish Amber Tortoise Shell	Height 64"	Shade Fabric Tan Silk Shantung	Shade Size (9X9) X (20X20) X 14 CC	Switch 3 WAY	Wattage 150 W MAX
B	SKU TL-6717-ATS	Description Table Lamp	Finish Amber Tortoise Shell	Height 35"	Shade Fabric Tan Silk Shantung	Shade Size (7X7) X (16X16) X 11.5 CC	Switch 3 WAY	Wattage 150 W MAX

Traditional



A

BL-A965-PW
Height 28"



B

DL-A965-2-PW
Height 29"

A	SKU BL-A965-PW	Description Buffet Lamp	Finish Pewter	Height 28"	Shade Fabric Off White Camelot Side Pleat	Shade Size 8X12x10	Switch ON/OFF	Wattage 100 W MAX
B	SKU DL-A965-2-PW	Description Desk Lamp	Finish Pewter	Height 29"	Shade Fabric Off White Camelot Side Pleat	Shade Size (10x7) x (16x11) x 12	Switch 3 WAY	Wattage 150 W MAX



A

FL-A966-A967-PW
Height 65"



B

TL-A967-3-PW
Height 30"

A	SKU FL-A966-A967-PW	Description Floor Lamp	Finish Pewter	Height 65"	Shade Fabric Off White Camelot Side Pleat	Shade Size 10X20X15	Switch 3 WAY	Wattage 150 W MAX
B	SKU TL-A967-3-PW	Description Table Lamp	Finish Pewter	Height 30"	Shade Fabric Off White Camelot Side Pleat	Shade Size 8X16X12	Switch 3 WAY	Wattage 150 W MAX

Traditional



A

TL-A824-SBW
Height 33"



B

TL-A844-SBW
Height 32"

	SKU	Description	Finish	Height	Shade Fabric	Shade Size	Switch	Wattage
A	TL-A824-SBW	Table Lamp	Satin Brass White Antique	33"	Off White Silk Shantung	8X16x12	3 WAY	150 W MAX
B	TL-A844-SBW	Table Lamp	Satin Brass White Antique	32"	Off White Silk Shantung	7X18X11.5	3 WAY	150 W MAX

Traditional



A

FL-1320-N4555-MS
Height 67"



B

SWFL-1320-N4555-MS
Height 67"



C

TL-N4554-N4555-MS
Height 31"

	SKU	Description	Finish	Height	Shade Fabric	Shade Size	Switch	Wattage
A	FL-1320-N4555-MS	Floor Lamp	Milano Silver	67"	Oyster Silksheen	10X20X15	3 WAY	150 W MAX
B	SWFL-1320-N4555-MS	Swing Arm Floor Lamp	Milano Silver	67"	Oyster Silksheen	9X18X13	3 WAY	150 W MAX
C	TL-N4554-N4555-MS	Table Lamp	Milano Silver	31"	Oyster Silksheen	8X16X12	3 WAY	150 W MAX

Traditional



A

TL-AC9595-AC9894-AOB
Height 31"



B

TL-AC9616-AC9879-AOB
Height 28"

	SKU	Description	Finish	Height	Shade Fabric	Shade Size	Switch	Wattage
A	TL-AC9595-AC9894-AOB	Table Lamp	Antique Old Bronze	31"	Croissant Silk-sheen Box Pleat	8X15X11	3 WAY	150 W MAX
B	TL-AC9616-AC9879-AOB	Table Lamp	Antique Old Bronze	28"	Croissant Silk-sheen Box Pleat	9X15X9	ON/OFF	100 W MAX



A

TL-A820-K7132-BB
Height 31"



B

TL-6693-A2271-PNB
Height 33"



C

TL-A820-6713-AG
Height 33"

	SKU	Description	Finish	Height	Shade Fabric	Shade Size	Switch	Wattage
A	TL-A820-K7132-BB	Table Lamp	Burnished Brass/ Botticino	31"	Pearl Supreme Satin	(8X8) X (15X15) X 12	3 WAY	150 W MAX
B	TL-6693-A2271-PNB	Table Lamp	Pol Nickel w/ Black Antique & Black Zebra Marble	33"	Black Shadow	(12X12) X (15X15) X 12	Double Pull Chain	100 W MAX Each
C	TL-A820-6713-AG	Table Lamp	Aged Brass	33"	Pearl Supreme Satin	(8X8) X (16X16) X 12	3 WAY	150 W MAX

Traditional



A

TL-N8705-RB
Height 34"



B

TL-N8704-RB
Height 34"

A	SKU TL-N8705-RB	Description Table Lamp	Finish Roman Bronze	Height 34"	Shade Fabric Ivory Shadow Box Pleat	Shade Size 8x17x13	Switch 3 WAY	Wattage 150 W MAX
B	SKU TL-N8704-RB	Description Table Lamp	Finish Roman Bronze	Height 34"	Shade Fabric Off White Silk Shantung	Shade Size 13X16X11	Switch 3 WAY	Wattage 150 W MAX



A

TL-A856-RB
Height 31"



B

TL-6721-RB
Height 34"

A	SKU TL-A856-RB	Description Table Lamp	Finish Roman Bronze	Height 31"	Shade Fabric Off White Camelot/Tan Camelot	Shade Size (8X8) X (15X15) X 12	Switch 3 WAY	Wattage 150 W MAX
B	SKU TL-6721-RB	Description Table Lamp	Finish Roman Bronze	Height 34"	Shade Fabric Off White Silk Shantung/Tan Silk Shantung	Shade Size (9X9) X (15X15) X 12 CC	Switch 3 WAY	Wattage 150 W MAX

Traditional



A

TL-N8144-ATS
Height 33"



B

TL-N8414-N8415-ATS
Height 31"

A	SKU	Description	Finish	Height	Shade Fabric	Shade Size	Switch	Wattage
	TL-N8144-ATS	Table Lamp	Amber Tortoise Shell	33"	Honey Beige Windchime Box Pleat	7x20x12	3 WAY	150 W MAX
B	SKU	Description	Finish	Height	Shade Fabric	Shade Size	Switch	Wattage
	TL-N8414-N8415-ATS	Table Lamp	Amber Tortoise Shell	31"	Honey Beige Windchime Box Pleat	6x18x12	3 WAY	150 W MAX



A

BL-AC2070-BB
Height 30"



B

BL-6709-AB
Height 30"

A	SKU BL-AC2070-BB	Description Buffet Lamp	Finish Burnished Brass	Height 30"	Shade Fabric Pearl Supreme Satin	Shade Size 8X12X10	Switch ON/OFF	Wattage 100 W MAX
B	SKU BL-6709-AB	Description Buffet Lamp	Finish Antique Brass	Height 30"	Shade Fabric Ivory Shadow	Shade Size 8X12X10	Switch ON/OFF	Wattage 100 W MAX

Traditional



A

TL-N8047-MS
Height 29"



B

TL-K6165-K9043-AB
Height 33"

A	SKU TL-N8047-MS	Description Table Lamp	Finish Milano Silver	Height 29"	Shade Fabric Oyster Silk- sheen	Shade Size 8X15X11	Switch 3 WAY	Wattage 150 W MAX
B	SKU TL-K6165-K9043-AB	Description Table Lamp	Finish Antique Brass	Height 33"	Shade Fabric Ivory Shadow	Shade Size 8X16X12	Switch 3 WAY	Wattage 150 W MAX



A

TL-N8451-BB
Height 31"



B

TL-N6086-N6085-SB
Height 31"

A	SKU TL-N8451-BB	Description Table Lamp	Finish Burnished Brass	Height 31"	Shade Fabric Pearl Supreme Satin	Shade Size 8X16X12	Switch 3 WAY	Wattage 150 W MAX
B	SKU TL-N6086-N6085-SB	Description Table Lamp	Finish Satin Brass	Height 31"	Shade Fabric Pearl Supreme Satin	Shade Size 8X16X12	Switch 3 WAY	Wattage 150 W MAX

Traditional



A

TL-N7903-BB
Height 32"



B

TL-A835-RB
Height 33"

A	SKU	Description	Finish	Height	Shade Fabric	Shade Size	Switch	Wattage
	TL-N7903-BB	Table Lamp	Burnished Brass	32"	Oyster Silksheen Box Pleat	6x17x11	3 WAY	150 W MAX
B	SKU	Description	Finish	Height	Shade Fabric	Shade Size	Switch	Wattage
	TL-A835-RB	Table Lamp	Roman Bronze	33"	Ivory Shadow Box Pleat	8X17X13	3 WAY	150 W MAX



A

TL-6742-6744-PNB
Height 36"



B

TL-N7346-AN
Height 33"

A	SKU TL-6742-6744-PNB	Description Table Lamp	Finish Pol Nickel W/ Black Antique & Blk Nickel	Height 36"	Shade Fabric Off White Silk Shantung	Shade Size 8x17x13	Switch 3 WAY	Wattage 150 W MAX
B	SKU TL-N7346-AN	Description Table Lamp	Finish Antique Nickel	Height 33"	Shade Fabric Off White Silk Shantung	Shade Size 7X18X11.5	Switch 3 WAY	Wattage 150 W MAX

Traditional



A

TL-6662-FLO
Height 32"



B

TL-N7940-FLO
Height 33"

	SKU	Description	Finish	Height	Shade Fabric	Shade Size	Switch	Wattage
A	TL-6662-FLO	Table Lamp	Florentine	32"	Tan Silk Shantung	13X16X11	3 WAY	150 W MAX
B	TL-N7940-FLO	Table Lamp	Florentine	33"	Off White Silk Shantung	9X18X13	3 WAY	150 W MAX



A
BL-A933-RB
Height 29"



B
BL-N7700-BB
Height 28"

A	SKU BL-A933-RB	Description Buffet Lamp	Finish Roman Bronze	Height 29"	Shade Fabric Off White Silk Shantung	Shade Size 6X12X10	Switch ON/OFF	Wattage 100 W MAX
B	SKU BL-N7700-BB	Description Buffet Lamp	Finish Burnished Brass	Height 28"	Shade Fabric Ivory Shadow Box Side Pleat	Shade Size 6X12X10	Switch ON/OFF	Wattage 100 W MAX

Traditional



A

TL-N8469-MS
Height 32"



B

TL-N7894-SU
Height 32"

A	SKU TL-N8469-MS	Description Table Lamp	Finish Milano Silver	Height 32"	Shade Fabric Ivory Shadow Box Pleat	Shade Size 11X18X12	Switch 3 WAY	Wattage 150 W MAX
B	SKU TL-N7894-SU	Description Table Lamp	Finish Smoked Umber	Height 32"	Shade Fabric Off White Silk Shantung	Shade Size 13X16X11	Switch 3 WAY	Wattage 150 W MAX



A

TL-N8411-RB
Height 32"



B

TL-N8055-BB
Height 29"

A	SKU TL-N8411-RB	Description Table Lamp	Finish Roman Bronze	Height 32"	Shade Fabric Off White Silk Shantung	Shade Size 7X18x11.5	Switch 3 WAY	Wattage 150 W MAX
B	SKU TL-N8055-BB	Description Table Lamp	Finish Burnished Brass	Height 29"	Shade Fabric Oyster Silksheen Box Pleat	Shade Size 8X15X11	Switch 3 WAY	Wattage 150 W MAX

Traditional



A

TL-N8294-SU
Height 34"



B

TL-A589-AC9826-AB
Height 33"

A	SKU TL-N8294-SU	Description Table Lamp	Finish Smoked Umber	Height 34"	Shade Fabric Off White Silk Shantung	Shade Size 8X16X12	Switch 3 WAY	Wattage 150 W MAX
B	SKU TL-A589-AC9826- AB	Description Table Lamp	Finish Antique Brass	Height 33"	Shade Fabric Ivory Shadow	Shade Size 8X16X12	Switch 3 WAY	Wattage 150 W MAX



A

TL-AC9595-AC9893-AB
Height 31"



B

TL-A860-RB
Height 34"

A	SKU TL-AC9595- AC9893-AB	Description Table Lamp	Finish Antique Brass	Height 31"	Shade Fabric Oyster Silksheen Box Pleat	Shade Size 8X15X11	Switch 3 WAY	Wattage 150 W MAX
B	SKU TL-A860-RB	Description Table Lamp	Finish Roman Bronze	Height 34"	Shade Fabric Ivory Shadow Side Pleat	Shade Size 8X16X12	Switch 3 WAY	Wattage 150 W MAX

Traditional



A

TL-N8244-RB
Height 31"



B

TL-6724-FLO
Height 37"



C

TL-N8525-AGB
Height 31"

A	SKU TL-N8244-RB	Description Table Lamp	Finish Roman Bronze	Height 31"	Shade Fabric Off White Silk Shantung	Shade Size 13X16x11	Switch 3 WAY	Wattage 150 W MAX
B	SKU TL-6724-FLO	Description Table Lamp	Finish Florentine	Height 37"	Shade Fabric Off White Shadow	Shade Size 9X18X13	Switch 3 WAY	Wattage 150 W MAX
C	SKU TL-N8525-AGB	Description Table Lamp	Finish Aged Brass	Height 31"	Shade Fabric Honey Beige Windchime Box Pleat	Shade Size 6x18x12	Switch 3 WAY	Wattage 150 W MAX



A

FL-1320-C550-SB
Height 64"



B

TL-A889-C550-SB
Height 27"

A	SKU FL-1320-C550-SB	Description Floor Lamp	Finish Satin Brass	Height 64"	Shade Fabric Pearl Supreme Satin	Shade Size 9X18x13	Switch 3 WAY	Wattage 150 W MAX
B	SKU TL-A889-C550-SB	Description Table Lamp	Finish Satin Brass	Height 27"	Shade Fabric Pearl Supreme Satin	Shade Size 7X14X11	Switch 3 WAY	Wattage 150 W MAX

Traditional



A

TL-N7608-AB
Height 31"



B

TL-A589-A726-BB
Height 34"

A	SKU TL-N7608-AB	Description Table Lamp	Finish Antique Brass	Height 31"	Shade Fabric Ivory Shadow	Shade Size 8X16X12	Switch 3 WAY	Wattage 150 W MAX
B	SKU TL-A589-A726-BB	Description Table Lamp	Finish Burnished Brass	Height 34"	Shade Fabric Pearl Supreme Satin	Shade Size 9x18x13	Switch 3 WAY	Wattage 150 W MAX

Traditional



A FL-A718-A689-AB
Height 67"



B FL-6707-A785-BB
Height 64"



C FL-A2034-A672-BB
Height 61"

	SKU	Description	Finish	Height	Shade Fabric	Shade Size	Switch	Wattage
A	FL-A718-A689-AB	6 Way Floor Lamp	Antique Brass	67"	Ivory Shadow	14X18X13	6 WAY	150 W MAX + (3) 60 W Max Candelabra
B	FL-6707-A785-BB	6 Way Floor Lamp	Burnished Brass	64"	Off White Silk Shantung	14X18X13	6 WAY	150 W MAX + (3) 60 W Max Candelabra
C	FL-A2034-A672-BB	6 Way Floor Lamp	Burnished Brass	61"	Off White Silk Shantung	14X18X13	6 WAY	150 W MAX + (3) 60 W Max Candelabra

Transitional





A

TL-N6561-AB
Height 33"



B

TL-N6561-AN
Height 33"

A	SKU TL-N6561-AB	Description Table Lamp	Finish Antique Brass	Height 33"	Shade Fabric Ivory Shadow	Shade Size 13x15x12	Switch 3 WAY	Wattage 150 W MAX
B	SKU TL-N6561-AN	Description Table Lamp	Finish Antique Nickel	Height 33"	Shade Fabric Off White Silk Shantung	Shade Size 13x15x12	Switch 3 WAY	Wattage 150 W MAX

Transitional



A

BL-AC9639-AB
Height 25"



B

BL-AC9637-AB
Height 24"

A	SKU BL-AC9639-AB	Description Buffet Lamp	Finish Antique Brass	Height 25"	Shade Fabric Ivory Shadow	Shade Size 8x10x8	Switch ON/OFF	Wattage 100 W MAX
B	SKU BL-AC9637-AB	Description Buffet Lamp	Finish Antique Brass	Height 24"	Shade Fabric Ivory Shadow	Shade Size 8x10x8	Switch ON/OFF	Wattage 100 W MAX



A

TL-N8640-AC
Height 29"



B

TL-N8633-AC
Height 31"

A	SKU TL-N8640-AC	Description Table Lamp	Finish Antique Copper	Height 29"	Shade Fabric Global White	Shade Size (4x6) x (10x16) x 10	Switch 3 WAY	Wattage 150 W MAX
B	SKU TL-N8633-AC	Description Table Lamp	Finish Antique Copper	Height 31"	Shade Fabric Global White	Shade Size (8x8) x (16x16) x 11	Switch 3 WAY	Wattage 150 W MAX

Transitional



A

TL-AC2028-AC2026-RB
Height 29"



B

FL-AC2027-AC2026-RB
Height 63"

	SKU	Description	Finish	Height	Shade Fabric	Shade Size	Switch	Wattage
A	TL-AC2028-AC2026-RB	Table Lamp	Roman Bronze	29"	Off White Silk Shantung Hardback	(8x8) x (16x16) x11	3 WAY	150 W MAX
B	FL-AC2027-AC2026-RB	Floor Lamp	Roman Bronze	63"	Off White Silk Shantung Hardback	(9x9) x (20x20) x13	3 WAY	150 W MAX



A

TL-K54-N7685-SL
Height 31"



B

BL-A811-AN
Height 31"



C

TL-N3040-N3042-GM
Height 32"

	SKU	Description	Finish	Height	Shade Fabric	Shade Size	Switch	Wattage
A	TL-K54-N7685-SL Other Parts: K77, C209	Table Lamp	Silver Leaf	31"	Black Opaque/ Silver Foil	13X16X10	3 WAY	150 W MAX
B	BL-A811-AN	Buffet Lamp	Antique Nickel	31"	Chelsea Black	8X12X10	ON/OFF	100 W MAX
C	TL-N3040-N3042-GM	Table Lamp	Gun Metal	32"	Chelsea Black	14x15x10	3 WAY	150 W MAX

Transitional



A
BL-6661-AN
Height 29"



B
TL-N2338-N2341-AN
Height 31"

A	SKU BL-6661-AN	Description Buffet Lamp	Finish Antique Nickel	Height 29"	Shade Fabric Off White Silk Shantung	Shade Size (5x5) x (10x10) x 9	Switch ON/OFF	Wattage 100 W MAX
B	SKU TL-N2338-N2341-AN	Description Table Lamp	Finish Antique Nickel	Height 31"	Shade Fabric Geneva Linen Ash	Shade Size 16x17x11	Switch 3 WAY	Wattage 150 W MAX



A

TL-A846-AC
Height 26"



B

TL-N7580-AB
Height 32"



C

BL-2122-A075-AB
Height 34"

A	SKU TL-A846-AC	Description Table Lamp	Finish Antique Copper	Height 26"	Shade Fabric Global White	Shade Size 12x14x9	Switch ON/OFF	Wattage 100 W MAX
B	SKU TL-N7580-AB	Description Table Lamp	Finish Antique Brass	Height 32"	Shade Fabric Ivory Shadow	Shade Size 8X16X12	Switch 3 WAY	Wattage 150 W MAX
C	SKU BL-2122-A075-AB	Description Buffet Lamp	Finish Antique Brass	Height 34"	Shade Fabric Ivory Shadow Hardback	Shade Size 5X14X10	Switch ON/OFF	Wattage 100 W MAX

Contemporary





	SKU	Description	Finish	Height	Shade Fabric	Shade Size	Switch	Wattage
A	TL-A912-PN	Table Lamp	Polished Nickel	26"	Black Opaque/ Silver Foil	18X18x7	Double Pull Chain	100 W MAX EACH
B	TL-6671-N8563-PN	Table Lamp	Polished Nickel	27"	Zebra wood/Off White Camelot	16X16X8 / 12X12X9	3 WAY	150 W MAX
C	TL-6737-PN	Table Lamp	Polished Nickel	32"	Geneva Linen Ash	(16X16) X (16X16) X 11	3 WAY	150 W MAX

Contemporary



A

TL-K111-C553-GM
Height 29"



B

FL-A065-C553-GM
Height 62"

A	SKU TL-K111-C553-GM	Description Table Lamp	Finish Gun Metal	Height 29"	Shade Fabric Black Shadow	Shade Size 11x11x9	Switch 3 WAY	Wattage 150 W MAX
B	SKU FL-A065-C553-GM	Description Floor Lamp	Finish Gun Metal	Height 62"	Shade Fabric Black Shadow	Shade Size 14X14X12	Switch 3 WAY	Wattage 150 W MAX

Contemporary



A FL-6425-6630-BKN
Height 63"



B TL-6628-6630-BKN
Height 33"

A	SKU FL-6425-6630-BKN	Description Floor Lamp	Finish Black Nickel	Height 63"	Shade Fabric Global White	Shade Size (13X13) X (17X17) X 14	Switch 3 WAY	Wattage 150 W MAX
B	SKU TL-6628-6630-BKN	Description Table Lamp	Finish Black Nickel	Height 33"	Shade Fabric Global White	Shade Size (12X12) X (15X15) X 12	Switch 3 WAY	Wattage 150 W MAX

Contemporary



A

BL-6621-PN
Height 29"



B

TL-6620-PN
Height 28"

A	SKU BL-6621-PN	Description Buffet Lamp	Finish Polished Nickel	Height 29"	Shade Fabric Pearl Supreme Satin	Shade Size 10x11x9	Switch ON/OFF	Wattage 100 W MAX
B	SKU TL-6620-PN	Description Table Lamp	Finish Polished Nickel	Height 28"	Shade Fabric Pearl Supreme Satin	Shade Size 14X15X10	Switch 3 WAY	Wattage 150 W MAX



A

TL-A960-PN
Height 27"



B

TL-A913-PN
Height 29"

A	SKU TL-A960-PN	Description Table Lamp	Finish Polished Nickel	Height 27"	Shade Fabric Pearl Supreme Satin	Shade Size 13x16x10	Switch 3 WAY	Wattage 150 W MAX
B	SKU TL-A913-PN	Description Table Lamp	Finish Polished Nickel	Height 29"	Shade Fabric Pearl Supreme Satin	Shade Size 14X15X10	Switch 3 WAY	Wattage 150 W MAX

Contemporary



A

TL-A976-PN
Height 28"



B

FL-1320-A976C-PN
Height 64"

A	SKU TL-A976-PN	Description Table Lamp	Finish Polished Nickel	Height 28"	Shade Fabric Geneva Linen Ash	Shade Size 13x16x10	Switch 3 WAY	Wattage 150 W MAX
B	SKU FL-1320-A976C-PN	Description Floor Lamp	Finish Polished Nickel	Height 64"	Shade Fabric Geneva Linen Ash	Shade Size 15X17X13	Switch 3 WAY	Wattage 150 W MAX

Contemporary



A

FL-A065-A630-AN
Height 59"



B

TL-6432-A630-AN
Height 29"

A	SKU	Description	Finish	Height	Shade Fabric	Shade Size	Switch	Wattage
	FL-A065-A630-AN	Floor Lamp	Antique Nickel/Pol Nickel	59"	Global White	17x18x11	3 WAY	150 W MAX
B	SKU	Description	Finish	Height	Shade Fabric	Shade Size	Switch	Wattage
	TL-6432-A630-AN	Table Lamp	Antique Nickel/Pol Nickel	29"	Global White	14x15x10	3 WAY	150 W MAX

Contemporary



A

TL-A848-AN
Height 32"



B

TL-N7585-6316-PN
Height 27"

A	SKU TL-A848-AN	Description Table Lamp	Finish Antique Nickel	Height 32"	Shade Fabric Global White/ Horizontal Trim	Shade Size 10x10x12	Switch 3 WAY	Wattage 150 W MAX
B	SKU TL-N7585-6316-PN	Description Table Lamp	Finish Polished Nickel	Height 27"	Shade Fabric Global White	Shade Size 14x15x9	Switch 3 WAY	Wattage 150 W MAX



A TL-6780-AN
Height 27"



B TL-N6553-AN
Height 28"

A	SKU TL-6780-AN	Description Table Lamp	Finish Antique Nickel	Height 27"	Shade Fabric Global White	Shade Size 14x16 x 10	Switch 3 WAY	Wattage 150 W MAX
B	SKU TL-N6553-AN	Description Table Lamp	Finish Antique Nickel	Height 28"	Shade Fabric Global White	Shade Size 14x16x10	Switch 3 WAY	Wattage 150 W MAX

Coastal Living





A

TL-6697-6698-DW
Height 35"



B

TL-A667-DW
Height 29"

	SKU	Description	Finish	Height	Shade Fabric	Shade Size	Switch	Wattage
A	TL-6697-6698-DW	Table Lamp	Distressed White/Teak-wood Marble	35"	Natural Burlap	8X20x12	3 WAY	150 W MAX
B	TL-A667-DW	Table Lamp	Distressed White	29"	Natural Burlap Softback	14x15x9	3 WAY	150 W MAX

Coastal Living



A

TL-A764-A573-JB
Height 32"



B

FL-N5597-A573-JB
Height 65"

	SKU	Description	Finish	Height	Shade Fabric	Shade Size	Switch	Wattage
A	TL-A764-A573-JB	Table Lamp	Japanese Bronze	32"	Natural Raffia	15X15X10	3 WAY	150 W MAX
B	FL-N5597-A573-JB	Floor Lamp	Japanese Bronze	65"	Natural Raffia	19X19X12	3 WAY	150 W MAX



A FL-6714-6716-BOM
Height 61"



B
TL-5870-6716-BOM
Height 33"

A	SKU	Description	Finish	Height	Shade Fabric	Shade Size	Switch	Wattage
	FL-6714-6716-BOM	Floor Lamp	Bombay Bronze	61"	Natural Burlap Softback	11x18x12	3 WAY	150 W MAX
B	SKU	Description	Finish	Height	Shade Fabric	Shade Size	Switch	Wattage
	TL-5870-6716-BOM	Table Lamp	Bombay Bronze	33"	Natural Burlap Softback	10x16x11	3 WAY	150 W MAX

Desk Lamps



Desk Lamps



A
DL-N7701-N7702-AOB
Height 27"



B
DL-N8337-N2410-AOB
Height 28"



C
DL-N7483-N2410-AOB
Height 27"

A	SKU DL-N7701-N7702-AOB	Description Desk Lamp	Finish Antique Old Bronze	Height 27"	Shade Fabric Black Opaque/ Gold Foil	Shade Size 12x15x18	Switch 3 WAY	Wattage 150 W MAX
B	SKU DL-N8337-N2410-AOB	Description Desk Lamp	Finish Antique Old Bronze	Height 28"	Shade Fabric Black Opaque/ Gold Foil	Shade Size (8x12.5) x (9.5x16) x 8.5 OVAL	Switch 3 WAY	Wattage 150 W MAX
C	SKU DL-N7483-N2410-AOB	Description Desk Lamp	Finish Antique Old Bronze	Height 27"	Shade Fabric Black Opaque/ Gold Foil	Shade Size 12x15x18	Switch 3 WAY	Wattage 150 W MAX

Desk Lamps



A

DL-N7932-N2410-AOB
Height 28"



B

DL-6658-6689-AOB
Height 28"

A	SKU	Description	Finish	Height	Shade Fabric	Shade Size	Switch	Wattage
	DL-N7932-N2410-AOB	Desk Lamp	Antique Old Bronze	28"	Black Opaque/ Gold Foil	(8x12.5) x (9.5x16) x 8.5 OVAL	3 WAY	150 W MAX
B	SKU	Description	Finish	Height	Shade Fabric	Shade Size	Switch	Wattage
	DL-6658-6689-AOB	Desk Lamp	Antique Old Bronze	28"	Black Opaque/ Gold Foil	(8x12.5) x (9.5x16) x 8.5 OVAL	3 WAY	150 W MAX

Desk Lamps



A

DL-N8090-BB
Height 29"



B

DL-A965-2-PW
Height 29"

A	SKU DL-N8090-BB	Description Desk Lamp	Finish Burnished Brass	Height 29"	Shade Fabric Black Opaque/ Gold Foil	Shade Size 14x16x9	Switch DIMMER	Wattage 100 W MAX
B	SKU DL-A965-2-PW	Description Desk Lamp	Finish Pewter	Height 29"	Shade Fabric Off White Camelot Side Pleat	Shade Size (10x7) x (16x11) x 12	Switch 3 WAY	Wattage 150 W MAX

Retro





A

FL-K6184-K3058-BB
Height 59"



B

TL-K4023-K3058-BB
Height 27"

A	SKU	Description	Finish	Height	Shade Fabric	Shade Size	Switch	Wattage
	FL-K6184-K3058-BB	Floor Lamp	Burnished Brass	59"	Global White	18X18X8	Double Pull Chain	100 W MAX Each
B	SKU	Description	Finish	Height	Shade Fabric	Shade Size	Switch	Wattage
	TL-K4023-K3058-BB	Table Lamp	Burnished Brass	27"	Global White	16X16x7	Double Pull Chain	100 W MAX Each

Shades





THE STIFFEL SHADE

The crowning glory to any lamp is its shade. Those in the know, will tell you that a Stiffel shade is truly a work of art in itself. All materials used in Stiffel shades, including frames, fabrics and trims are hand-crafted of the finest materials available. There are two basic types of shades; hard back shades and soft shades. Hard back shade linings are made of paper, foil or vinyl. Soft back shades are shades in which the lining material is soft and made of fabric.

HAND-WRAPPED FRAMES

All shades begin construction over a tempered steel frame that has been painted with enamel to prevent rust and minimize shadows. Some frames are hand-wrapped for even longer-lasting construction. Nothing can surpass the inherent skill and dedication of our seamstresses who hand pleat and hand sew some of our more exquisite shades. The fabrics and trims, many of which are imported, are applied by hand and the edges are bonded to prevent any fabric fraying. When purchasing a shade, look for the Stiffel name. It can be easily identified on the shade fitter. Because quality is of utmost importance at Stiffel, most shades are hand-wrapped with cellophane strips at the factory to protect the fabric during shipping and handling. Because Stiffel lamps are often designed with two or three shade options, each individual lamp can reflect a choice of styles and moods.

HOW TO MEASURE SHADE HEIGHTS FOR REPLACEMENT

Four dimensions are important when measuring for shade replacement; depth, top and bottom diameters and drop. The following diagrams illustrate the necessary measurements.



a-Top Diameter

b-Bottom Diameter

c-Depth (straight up and down)

d-Drop (fitter to top of shade)

e-Outside Ring Diameter

f-Inside Ring Diameter

g-Slant

- When giving the size for any fluted or pleated shade, it is advisable to measure both the inside ring diameter (**f**), the outside ring diameter (**e**), and the length of the slant (**g**).
- When measuring a rectangular or oval shade, the top and bottom diameters are required in addition to the depth.
- When measuring a glass shade, the top diameter and height are required.

Shades



ST1
 (12"x12")T x (15"x15")B x 12"H
 FABRIC: Black Shadow
 STYLE: Hardback Tapered Square
 RING FINISH: Nickel



ST2
 18"T x 18"B x 10"H
 FABRIC: Off White Camelot
 STYLE: Modified Drum
 RING FINISH: Nickel



ST3
 15"T x 16" B x 10" H
 FABRIC: Off White Camelot
 STYLE: Softback Drum
 RING FINISH: Brass



ST4
 14"T x 15" B x 10" H
 FABRIC: Pearl Supreme Satin
 STYLE: Hardback Drum
 RING FINISH: Nickel



ST5
 (16" x 16")T x (16"x16")Bx 11"H
 FABRIC: Geneva Linen Ash
 STYLE: Hardback Square
 RING FINISH: Nickel



ST6
 13"T x 16"B x 10"H
 FABRIC: Black Opaque/Silver Foil
 STYLE: Hardback English Barrel
 RING FINISH: Nickel



ST7
 8"T x 16"B x 12"H
 FABRIC: Ivory Shadow
 STYLE: Softback Empire
 RING FINISH: Brass




ST8
 8"T x 20"B x 12"H
 FABRIC: Natural Burlap
 STYLE: Hardback Empire
 RING FINISH: Brass



ST9
 13"T x 15"B x 12"H
 FABRIC: Ivory Shadow
 STYLE: Softback Deep Drum
 RING FINISH: Brass



ST10
 8"T x 12"Bx 10"H
 FABRIC: Ivory Shadow
 STYLE: Softback Bell
 RING FINISH: Brass



ST11
 8"T x 12"Bx 10"H
 FABRIC: Chelsea Black
 STYLE: Softback Bell
 RING FINISH: Nickel




ST12
 13"T x 16"B x 10"H
 FABRIC: Pearl Supreme Satin
 STYLE: Hardback Tapered Drum
 RING FINISH: Nickel

Shades



ST13
13"T x 16"B x 10"H
FABRIC: Geneva Linen Ash
STYLE: Hardback Drum
RING FINISH: Nickel




ST14
8"T x 15"B x 11"H
FABRIC: Oyster Silksheen Box Pleat
STYLE: Softback Empire
RING FINISH: Brass




ST15
8"T x 16"B x 12"H
FABRIC: Off Pearl Supreme Satin
STYLE: Softback Bell
RING FINISH: Brass




ST16
7"T x 18"B x 11.5"H
FABRIC: Off White Silk Shantung
STYLE: Softback Bell
RING FINISH: Brass



ST17
8"T x 15"B x 11"H
FABRIC: Croissant Silksheen Box Pleat
STYLE: Softback Empire
RING FINISH: Brass




ST18
9"T x 15"B x 9"H
FABRIC: Croissant Silksheen Box Pleat
STYLE: Softback Empire
RING FINISH: Brass



ST19
(7" x 7")T x (16" x 16")B x 11.5
FABRIC: Tan Silk Shantung
STYLE: Softback Cut Corner Square
RING FINISH: Brass



ST20
6"T x 17"B x 11"H
FABRIC: Oyster Silksheen Box Pleat
STYLE: Softback Empire
RING FINISH: Brass



ST21
(8" x 8")T x (16" x 16")B x 12"H
FABRIC: Pearl Supreme Satin
STYLE: Tapered Hardback Square
RING FINISH: Brass



ST22
14"T x 15"B x 10"H
FABRIC: Chelsea Black
STYLE: Softback Drum
RING FINISH: Nickel



ST23
8"T x 16"B x 12"H
FABRIC: Off White Silk Shantung
STYLE: Softback Bell
RING FINISH: Nickel



ST24
18"T x 18"B x 7"H
FABRIC: Black Opaque/Silver Foil
STYLE: Hardback Shallow Drum
RING FINISH: Nickel

Shades



ST25
11"T x 18"B x 12"H
FABRIC: Ivory Shadow Box Pleat
STYLE: Softback Empire
RING FINISH: Brass




ST26
13"T x 16"B x 11"H
FABRIC: Tan Silk Shantung
STYLE: Softback Modified Bell
RING FINISH: Brass



ST27
13"T x 16"B x 11"H
FABRIC: Off White Silk Shantung
STYLE: Softback Modified Bell
RING FINISH: Brass



ST28
5"T x 14"B x 10"H
FABRIC: Ivory Shadow
STYLE: Hardback Empire
RING FINISH: Brass




ST29
10"T x 20"B x 15"H
FABRIC: Off White Camelot Side Pleat
STYLE: Softback Empire
RING FINISH: Nickel




ST30
8"T x 12"B x 10"H
FABRIC: Off White Camelot Side Pleat
STYLE: Softback Empire
RING FINISH: Nickel



ST31
(10" x 7")T x (16" x 11")B x 12"H
FABRIC: Off White Camelot Side Pleat
STYLE: Softback Tapered Oval
RING FINISH: Nickel



ST32
8" T x 16"B x 12"H
FABRIC: Off White Camelot Side Pleat
STYLE: Softback Empire
RING FINISH: Nickel



ST33
9"T x 18"B x 13"H
FABRIC: Oyster Silksheen
STYLE: Softback Empire
RING FINISH: Brass



ST34
10"T x 10"B x 12"H
FABRIC: Global White
STYLE: Hardback Cylinder
RING FINISH: Nickel



ST35
14"T x 14"B x 9"H
FABRIC: Natural Burlap
STYLE: Softback Modified Drum
RING FINISH: Nickel



ST36
16"T x 16"B x 7"H
FABRIC: Global White
STYLE: Hardback Shallow Drum
RING FINISH: Brass


Shades



ST37
14"T x 16"B x 9"H
FABRIC: Black Opaque/Gold Foil
STYLE: Hardback Tapered Drum
RING FINISH: Brass



ST38
(9" x 9")T x (15" x 15")B x 12"H
FABRIC: Off White Silk Shantung/Tan Silk Shantung
STYLE: Softback Cut Corner Square
RING FINISH: Brass



ST39
(8" x 8")T x (15" x 15")B x 12"H
FABRIC: Off White Silk Shantung/Tan Camelot
STYLE: Softback Square Gallery
RING FINISH: Brass



ST40
14"T x 15"B x 10"H
FABRIC: Global White
STYLE: Hardback Drum
RING FINISH: Nickel



ST41
14"T x 16"B x 10"H
FABRIC: Global White
STYLE: Hardback Tapered Drum
RING FINISH: Nickel




ST42
7"T x 14"B x 11"H
FABRIC: Pearl Supreme Satin
STYLE: Softback Bell
RING FINISH: Brass




ST43
18" T x 18"B x 8"H
FABRIC: Global White
STYLE: Hardback Shallow Drum
RING FINISH: Brass



ST44
15"T x 17"B x 13"H
FABRIC: Geneva Linen Ash
STYLE: Hardback Tapered Drum
RING FINISH: Nickel




ST45
8" x 17"B X 13"H
FABRIC: Ivory Shadow Box Pleat
STYLE: Softback Empire
RING FINISH: Brass



ST46
8" T x 16"B X 12"H
FABRIC: Ivory Shadow Side Pleat
STYLE: Softback Empire
RING FINISH: Brass



ST47
17"T x 18"B X 12"H
FABRIC: Off White Camelot
STYLE: Softback Drum
RING FINISH: Brass



ST48
10" T x 20"B x 15"H
FABRIC: Oyster Silksheen
STYLE: Softback Empire
RING FINISH: Brass

Shades



ST49
 (5"x5")T x (10"x10")B x 9" H
 FABRIC: Off-White Silk Shantung
 STYLE: Softback Square Bell
 RING FINISH: Nickel



ST50
 12"T x 15"B x 8"H
 FABRIC: Black Opaque/Gold Foil
 STYLE: Hardback Tapered Drum
 RING FINISH: Brass



ST51
 8"T x 10"B x 8"H
 FABRIC: Ivory Shadow
 STYLE: Softback Deep Drum
 RING FINISH: Brass



ST52
 12"T x 14"B x 9"H
 FABRIC: Global White
 STYLE: Hardback Tapered Drum
 RING FINISH: Brass



ST53
 (13"x13")T x (17"x17")B x 14" H
 FABRIC: Global White
 STYLE: Hardback Tapered Square
 RING FINISH: Nickel




ST54
 14"T x 15"B x 9"H
 FABRIC: Global White
 STYLE: Hardback Drum
 RING FINISH: Nickel



ST55
 10"T x 16"B x 11"H
 FABRIC: Natural Burlap
 STYLE: Softback Empire
 RING FINISH: Brass



ST56
 16"T x 17"B x 11"H
 FABRIC: Geneva Linen Ash
 STYLE: Softback Drum
 RING FINISH: Nickel



ST57
 (8"x8")T x (16"x16")B x 11" H
 FABRIC: Global White
 STYLE: Hardback Tapered Square
 RING FINISH: Brass



ST58
 10"T x 20"B x 15"H
 FABRIC: Off White Silk Shantung
 STYLE: Softback Bell
 RING FINISH: Nickel



ST59
 (8"x8")T x (16"x16")B x 11" H
 FABRIC: Off White Silk Shantung
 STYLE: Hardback Tapered Square
 RING FINISH: Brass



ST60
 8"T x 17"B x 13"H
 FABRIC: Off White Silk Shantung
 STYLE: Softback Bell
 RING FINISH: Nickel

Shades



ST61
 (8" x 12.5")T x (9.5" x 16")B x 8.5"H
 FABRIC: Black Opaque/Gold Foil
 STYLE: Hardback Oval
 RING FINISH: Brass



ST62
 11"T x 11"B x 9"H
 FABRIC: Black Shadow
 STYLE: Hardback Drum
 RING FINISH: Nickel



ST63
 14"T x 14"B x 12"H
 FABRIC: Black Shadow
 STYLE: Hardback Drum
 RING FINISH: Nickel



ST64
 16"T x 16"B x 8"H/12"T x 12"B x 9"H
 FABRIC: Zebra wood/Off White Camelot
 STYLE: Hardback Double Drum
 RING FINISH: Nickel



ST65
 15"T x 15"B 10"H
 FABRIC: Natural Raffia
 STYLE: Hardback Drum
 RING FINISH: Brass




ST66
 19"T x 19"B x 12"H
 FABRIC: Natural Raffia
 STYLE: Hardback Drum
 RING FINISH: Brass




ST67
 10"T x 11"B x 8"H
 FABRIC: Pearl Supreme Satin
 STYLE: Hardback Drum
 RING FINISH: Nickel




ST68
 14"T x 15"B x 10"H
 FABRIC: Pearl Supreme Satin
 STYLE: Hardback Drum
 RING FINISH: Nickel



ST69
 (4"x6")T x (10"x16")B x 11" H
 FABRIC: Global White
 STYLE: Hardback Tapered Square
 RING FINISH: Brass



ST70
 (9"x9")T x (20"x20")B x 13" H
 FABRIC: Off White Silk Shantung
 STYLE: Hardback Tapered Square
 RING FINISH: Brass



ST71
 (9"x9")T x (20"x20")B x 14" H
 FABRIC: Tan Silk Shantung
 STYLE: Cut Corner Square
 RING FINISH: Brass



ST72
 20"T x 20"B x 11"H
 FABRIC: Off White Camelot
 STYLE: Softback Modified Drum
 RING FINISH: Nickel

Shades




ST73
16"T x 17"B x 11"H
FABRIC: Off White Camelot
STYLE: Softback Drum
RING FINISH: Brass



ST74
9"T x 18"B x 13"H
FABRIC: Off White Silk Shantung
STYLE: Softback Bell
RING FINISH: Nickel



ST75
8"T x 16"B x 12"H
FABRIC: Ivory Shadow
STYLE: Softback Bell
RING FINISH: Brass



ST76
8"T x 16"B x 12"H
FABRIC: Off White Silk Shantung
STYLE: Softback Empire
RING FINISH: Brass




ST77
9"T x 18"B x 13"H
FABRIC: Pearl Supreme Satin
STYLE: Softback Bell
RING FINISH: Brass



ST78
11" T x 18" B x 12" H
FABRIC: Natural Burlap
STYLE: Softback Empire
RING FINISH: Brass



ST79
17" T x 18" B x 11" H
FABRIC: Global White
STYLE: Hardback Drum
RING FINISH: Nickel



ST80
8"T x 16"B x 12"H
FABRIC: Oyster Silksheen
STYLE: Softback Empire
RING FINISH: Brass



ST81
8"T x 15"B x 11"H
FABRIC: Oyster Silksheen
STYLE: Softback Empire
RING FINISH: Brass



ST82
9"T x 18"B x 13"H
FABRIC: Off White Shadow
STYLE: Softback Empire
RING FINISH: Brass



ST83
6"T x 18"B x 12"H
FABRIC: Honey Beige
Windchime Box Pleated
STYLE: Softback Empire
RING FINISH: Brass



ST84
7"T x 20"B x 12"H
FABRIC: Honey Beige
Windchime Box Pleated
STYLE: Softback Empire
RING FINISH: Brass

Shades



ST85
6"T x 12"B x 10"H
FABRIC: Off White Silk Shantung
STYLE: Softback Empire
RING FINISH: Brass



ST86
6"T x 12"B x 10"H
FABRIC: Ivory Shadow Box Pleat
STYLE: Softback Empire
RING FINISH: Brass



ST87
8"T x 16"B x 12"H
FABRIC: Pearl Supreme Satin
STYLE: Softback Bell
RING FINISH: Brass



ST88
(12"x12")T x (15"x15")B x 12" H
FABRIC: Global White
STYLE: Hardback Tapered Square
RING FINISH: Nickel



ST89
14" T x 18" B x 13" H
Fabric: Ivory Shadow
Style: Softback Modified Bell
RING FINISH: Brass



ST90
14" T x 18" B x 13" H
Fabric: Off White Silk Shantung
Style: Softback Modified Bell
RING FINISH: Brass







THE STIFFEL LAMP COMPANY HISTORY

The Stiffel Lamp Company was founded in 1932, in Chicago, Illinois by Ted Stiffel. A talented craftsman, Ted Stiffel had a background in fine arts that gave him a unique ability to design innovative and intelligently crafted lamps, which were also beautiful to behold.

Stiffel's dedication to excellence established the company as the industry leader in quality.

During World War II, the company opened up a screw machine department and produced hundreds of thousands of bolts for anti-aircraft guns and other essential components for the war effort. In 1945, after V-J Day, when most government contracts were withdrawn, Stiffel went back to what it did best, making the highest quality metal lamps.

Over the years Stiffel Lamp has contributed a myriad of accomplishments to the lamp industry, including the invention of the patented Stiffel Switch, the pole lamp and unparalleled accomplishments in design.

Today that tradition continues with caring and enthusiastic employees, all of whom work towards one common and rare goal – excellence.


Proudly all of our products are still made in America, at our 40,000 square foot facility in Linden, NJ.

If you take pride in possessing the unusual as well as the finest, then Stiffel should be your choice in lamps. Precise craftsmanship and magnificent design combine to make Stiffel Lamps the world's finest.

1930's



Stiffel



STIFFEL

1940's

Academy Award Winner ANN BAXTER says—

"It's so Easy to Light!"

THE FAMOUS
**STIFFEL-
SWITCH**
MODERN
ILLUMINATOR

Merely grasp any
portion of shaft
and apply gentle
downward pressure.
Press it's ON . . .
Press it's OFF!



IF YOU take pride in possessing
the unusual as well as the finest
—then Stiffel should be your
choice in lamps. Precise crafts-
manship and magnificent design
combine to make Stiffel Lamps
the world's finest.

•
Exquisite Modern Illuminator
No. 2962A in polished brass with satin
silver Doric shaft. Height 62 inches.
300 Watt reflector flood bulb included.

\$49.50*

At fine stores everywhere.
Other Stiffel lamps from
\$19.95 to \$275.00

THE STIFFEL COMPANY
CHICAGO

ANN BAXTER

"BLUE GARDENIA"

A Warner Bros. Release

1950's
STIFFEL



Stiffel

LAMPS

68.

75.

59.50

42.50

1960's



1970's



Stiffel



"I gave him a Stiffel lamp... it's amazing what the right incentive can do."



"The Niemanns are really into lighting. I even did the limo in Stiffel."



"Isn't it remarkable, Candace, how our Stiffel lamp pulls this room together?"



"I wish Arthur fit in here as well as the Stiffel lamps."

Stiffel. 1980's



INDEX

Item #	Description	Page	Item #	Description	Page	Item #	Description	Page
BL-2122-A075-AB	Buffet Lamp	45	TL-A856-RB	Table Lamp	21	ST23	Shade	69
BL-6621-PN	Buffet Lamp	50	TL-A860-RB	Table Lamp	33	ST24	Shade	69
BL-6661-AN	Buffet Lamp	44	TL-A889-C550-SB	Table Lamp	35	ST25	Shade	70
BL-6709-AB	Buffet Lamp	23	TL-A912-PN	Table Lamp	47	ST26	Shade	70
BL-A811-AN	Buffet Lamp	43	TL-A913-PN	Table Lamp	51	ST27	Shade	70
BL-A933-RB	Buffet Lamp	29	TL-A960-PN	Table Lamp	51	ST28	Shade	70
BL-A965-PW	Buffet Lamp	14	TL-A967-3-PW	Table Lamp	15	ST29	Shade	70
BL-AC2070-BB	Buffet Lamp	23	TL-A976-PN	Table Lamp	52	ST30	Shade	70
BL-AC9637-AB	Buffet Lamp	40	TL-AC2028-AC2026-RB	Table Lamp	42	ST31	Shade	70
BL-AC9639-AB	Buffet Lamp	40	TL-AC9595-AC9893-AB	Table Lamp	33	ST32	Shade	70
BL-N7700-BB	Buffet Lamp	29	TL-AC9595-AC9894-AOB	Table Lamp	18	ST33	Shade	70
DL-6658-6689-AOB	Desk Lamp	62	TL-AC9616-AC9879-AOB	Table Lamp	18	ST34	Shade	70
DL-A965-2-PW	Desk Lamp	14,63	TL-K111-C553-GM	Table Lamp	48	ST35	Shade	70
DL-N7483-N2410-AOB	Desk Lamp	61	TL-K4023-K3058-BB	Table Lamp	65	ST36	Shade	70
DL-N7701-N7702-AOB	Desk Lamp	61	TL-K54-N7685-SL	Table Lamp	43	ST37	Shade	71
DL-N7932-N2410-AOB	Desk Lamp	62	TL-K6165-K9043-AB	Table Lamp	24	ST38	Shade	71
DL-N8090-BB	Desk Lamp	63	TL-N2338-N2341-AN	Table Lamp	44	ST39	Shade	71
DL-N8337-N2410-AOB	Desk Lamp	61	TL-N3040-N3042-GM	Table Lamp	43	ST40	Shade	71
FL-1320-A976C-PN	Floor Lamp	52	TL-N4554-N4555-MS	Table Lamp	17	ST41	Shade	71
FL-1320-C422-SB	Floor Lamp	10	TL-N6086-K9079-AN	Table Lamp	12	ST42	Shade	71
FL-1320-C550-SB	Floor Lamp	35	TL-N6086-N6085-SB	Table Lamp	25	ST43	Shade	71
FL-1320-K9079-AN	Floor Lamp	12	TL-N6553-AN	Table Lamp	55	ST44	Shade	71
FL-1320-N4555-MS	Floor Lamp	17	TL-N6561-AB	Table Lamp	39	ST45	Shade	71
FL-6425-6630-BKN	Table Lamp	49	TL-N6561-AN	Table Lamp	39	ST46	Shade	71
FL-6707-A785-BB	6 Way Floor Lamp	37	TL-N7346-AN	Table Lamp	27	ST47	Shade	71
FL-6714-6716-BOM	Floor Lamp	59	TL-N7580-AB	Table Lamp	45	ST48	Shade	71
FL-6720-6719-PW	Floor Lamp	11	TL-N7585-6316-PN	Table Lamp	54	ST49	Shade	72
FL-6725-6717C-ATS	Floor Lamp	13	TL-N7608-AB	Table Lamp	36	ST50	Shade	72
FL-A065-A630-AN	Floor Lamp	53	TL-N7894-SU	Table Lamp	30	ST51	Shade	72
FL-A065-C553-GM	Floor Lamp	48	TL-N7903-BB	Table Lamp	26	ST52	Shade	72
FL-A2034-A672-BB	6 Way Floor Lamp	37	TL-N7940-FLO	Table Lamp	28	ST53	Shade	72
FL-A718-A689-AB	6 Way Floor Lamp	37	TL-N8047-MS	Table Lamp	24	ST54	Shade	72
FL-A966-A967-PW	Floor Lamp	15	TL-N8055-BB	Table Lamp	31	ST55	Shade	72
FL-AC2027-AC2026-RB	Floor Lamp	42	TL-N8144-ATS	Table Lamp	22	ST56	Shade	72
FL-K6184-K3058-BB	Floor Lamp	65	TL-N8244-RB	Table Lamp	34	ST57	Shade	72
FL-N5597-A573-JB	Floor Lamp	58	TL-N8294-SU	Table Lamp	32	ST58	Shade	72
FL-N8063-N8330C-BB	Floor Lamp	9	TL-N8330-BB	Table Lamp	9	ST59	Shade	72
SWFL-1320-K9079-AN	Floor Lamp	12	TL-N8411-RB	Table Lamp	31	ST60	Shade	72
SWFL-1320-N4555-MS	Floor Lamp	17	TL-N8414-N8415-ATS	Table Lamp	22	ST61	Shade	73
SWFL-N8063-N8330C-BB	Floor Lamp	9	TL-N8451-BB	Table Lamp	25	ST62	Shade	73
TL-5870-6716-BOM	Table Lamp	59	TL-N8469-MS	Table Lamp	30	ST63	Shade	73
TL-6206-C422-SB	Table Lamp	10	TL-N8525-AGB	Table Lamp	34	ST64	Shade	73
TL-6362-6719-PW	Table Lamp	11	TL-N8633-AC	Table Lamp	41	ST65	Shade	73
TL-6432-A630-AN	Table Lamp	53	TL-N8640-AC	Table Lamp	41	ST66	Shade	73
TL-6620-PN	Table Lamp	50	TL-N8704-RB	Table Lamp	20	ST67	Shade	73
TL-6628-6630-BKN	Table Lamp	49	TL-N8705-RB	Table Lamp	20	ST68	Shade	73
TL-6662-FLO	Table Lamp	28	ST1	Shade	68	ST69	Shade	73
TL-6671-N8563-PN	Table Lamp	47	ST2	Shade	68	ST70	Shade	73
TL-6693-A2271-PNB	Table Lamp	19	ST3	Shade	68	ST71	Shade	73
TL-6697-6698-DW	Table Lamp	57	ST4	Shade	68	ST72	Shade	73
TL-6717-ATS	Table Lamp	13	ST5	Shade	68	ST73	Shade	74
TL-6721-RB	Table Lamp	21	ST6	Shade	68	ST74	Shade	74
TL-6724-FLO	Table Lamp	34	ST7	Shade	68	ST75	Shade	74
TL-6737-PN	Table Lamp	47	ST8	Shade	68	ST76	Shade	74
TL-6742-6744-PNB	Table Lamp	27	ST9	Shade	68	ST77	Shade	74
TL-6780-AN	Table Lamp	55	ST10	Shade	68	ST78	Shade	74
TL-A589-A726-BB	Table Lamp	36	ST11	Shade	68	ST79	Shade	74
TL-A589-AC9826-AB	Table Lamp	32	ST12	Shade	68	ST80	Shade	74
TL-A667-DW	Table Lamp	57	ST13	Shade	69	ST81	Shade	74
TL-A764-A573-JB	Table Lamp	58	ST14	Shade	69	ST82	Shade	74
TL-A820-6713-AGB	Table Lamp	19	ST15	Shade	69	ST83	Shade	74
TL-A820-K7132-BB	Table Lamp	19	ST16	Shade	69	ST84	Shade	74
TL-A824-SBW	Table Lamp	16	ST17	Shade	69	ST85	Shade	75
TL-A835-RB	Table Lamp	26	ST18	Shade	69	ST86	Shade	75
TL-A844-SBW	Table Lamp	16	ST19	Shade	69	ST87	Shade	75
TL-A846-AC	Table Lamp	45	ST20	Shade	69	ST88	Shade	75
TL-A848-AN	Table Lamp	54	ST21	Shade	69	ST89	Shade	75
			ST22	Shade	69	ST90	Shade	75



Stiffel®



MADE IN AMERICA



1233 West St. Georges Avenue
Linden, NJ 07036
(P) 908-925-7500 (F) 908-925-9240
www.stiffel.com